



# Concord Securities Co. LTD. (6016 TT)

---

**December 2022**

# Disclaimer

- The information provided in the document, other than number and data of financial reports, has not been audited or reviewed by any accountant or any independent third party.
- This document may contain forward-looking statements, including but not limited to statements that address activities, events or developments that Concord expects or anticipates to occur in the future. All statements are based on Concord's plan and best knowledge toward the future while subject to various factors and uncertainty beyond Concord's control. Therefore, the actual results may differ materially from those contained in the forward-looking statements.
- This document does not constitute a public offer under any applicable legislation or an offer to sell or solicitation of an offer to buy any securities or financial instruments.
- This material must not be copied, reproduced, distributed or passed to others at any time, in whole or in part, without the prior written consent of Concord.

# Concord Securities

**Established in 1989**

**Stock Code 6016**

**Capital(Bn) 5.944**

**Net worth (Bn) 7.5023**

**Net Worth Per  
Share (NTD) 12.62**

**Employees 662**

**Branch 15**

**Data dated until Sep.30th, 2022**



# Group Overview

Concord Securities Group consists of the company and several subsidiaries including Concord Securities, Concord Futures, Concord Capital Management, Concord Insurance Agent, Concord Asset Management Services .





# Our Services



Asset  
Management



Research



Insurance  
Agent



Investment  
Advisory



Underwriting

**We provide a one-stop  
solution and satisfy your  
diversified needs**



Derivatives



ETF




Fixed  
Income



Investment  
Banking



Futures



Brokerage



Government  
Bond

# Business Performance

Item	2020	2021	2022 (Sep.)
Spot Market Share (%)	1.01%	1.01%	0.95%
Margin Trading Market Share (%)	1.78%	2.1%	2.04%
Futures IB Market Share (%)	0.36%	0.32%	0.30%
Electronic Trading Market Share (%)	0.62%	0.68%	0.73%
Government Bond Secondary Market Trading Market Share (%)	3.40%	2.62%	2.02%
Equity Warrant Issuance Deals	389	979	949
IPO+SPO Underwriting Deals	22	27	23
Credit Rating	A- (tw)	A- (tw)	A- (tw)
Risk Management Assessment	level 2	level 2	level 2

# Condensed Consolidated Balance Sheet

(In thousands of NT\$)

Item	2019	2020	2021
Current Assets	21,296,819	30,316,641	33,503,764
Non-current Assets	4,356,146	5,287,658	5,885,084
Total Assets	25,652,965	35,604,299	39,388,848
Current Liabilities	17,917,687	26,899,910	29,632,811
Non-current Liabilities	438,286	437,015	826,057
Total Liabilities	18,355,973	27,336,925	30,458,868
Capital Stock	6,103,227	5,944,550	5,944,550
Additional Paid-In Capital	180,208	175,307	175,320
Retained Earnings	843,726	1,683,518	2,291,877
Other Equity	266,179	409,422	463,248
Treasury Stock	(146,315)	-	-
Equity Attributable to Owners of the Parent	7,247,025	8,212,797	8,874,995
Non-controlling Interest	49,967	54,577	54,985
Total Equity	7,296,992	8,267,374	8,929,980
Book Value per Share	12.23	13.82	14.93

※The above financial data are audited and attested by CPAs.

# Condensed Consolidated Statements of Comprehensive Income

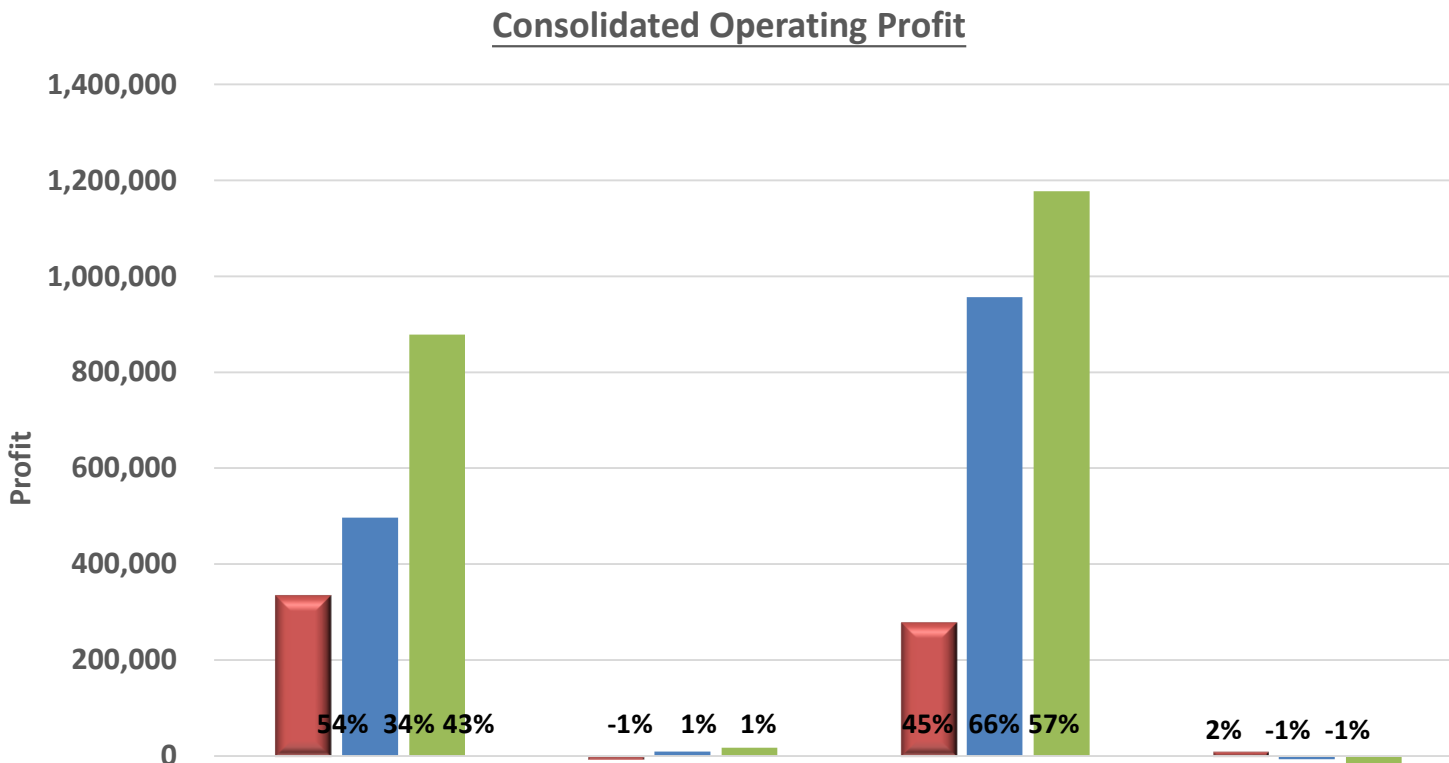
(In thousands of NT\$, except EPS)

Item	2019	2020	2021
Operating Revenue	2,173,539	3,338,989	4,298,845
Costs And Expenses	1,953,177	2,362,327	2,828,617
Operating Income	220,362	976,662	1,470,228
Non-operating Income and Expenses	88,099	165,192	98,119
Profit before Tax	308,461	1,141,854	1,568,347
Tax Expenses	20,094	52,040	178,245
Net Income	288,367	1,089,814	1,390,102
Net Income Attributed to Shareholders of the Parent Company	284,352	1,084,976	1,385,923
Earnings Per Share	0.47	1.83	2.33

※The above financial data are audited and attested by CPAs.

# Operating Performance by Major Business

(In thousands of NT\$)

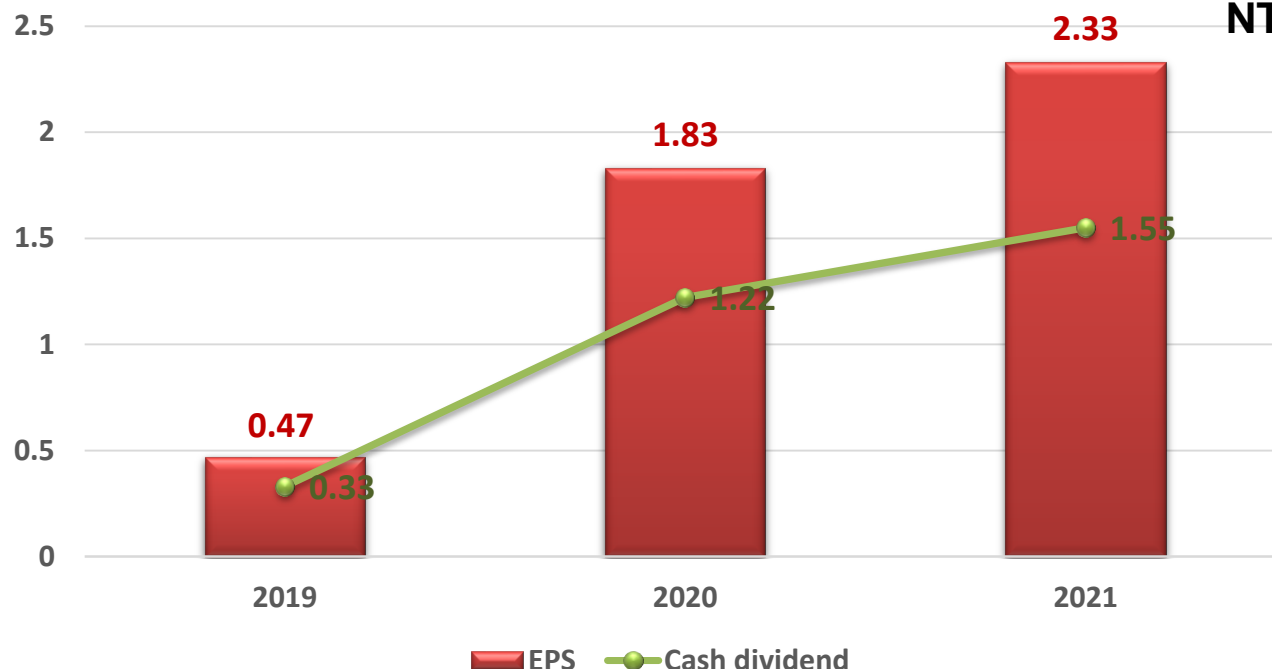


(200,000)

	Brokerage	Underwriting	Proprietary	Other
2019	334,565	(6,101)	278,505	10,275
2020	497,138	8,957	956,270	(6,762)
2021	878,435	17,048	1,177,167	(17,570)

# EPS & Dividend Distribution

(In thousands of NT\$, except EPS)



Item	2019	2020	2021
Net Income	284,352	1,084,976	1,385,923
Cash dividend per share	194,807	725,235	921,405
Payout Ratio	70.21%	66.67%	66.52%
Dividend yield (Note)	3.14%	8.05%	13.78%

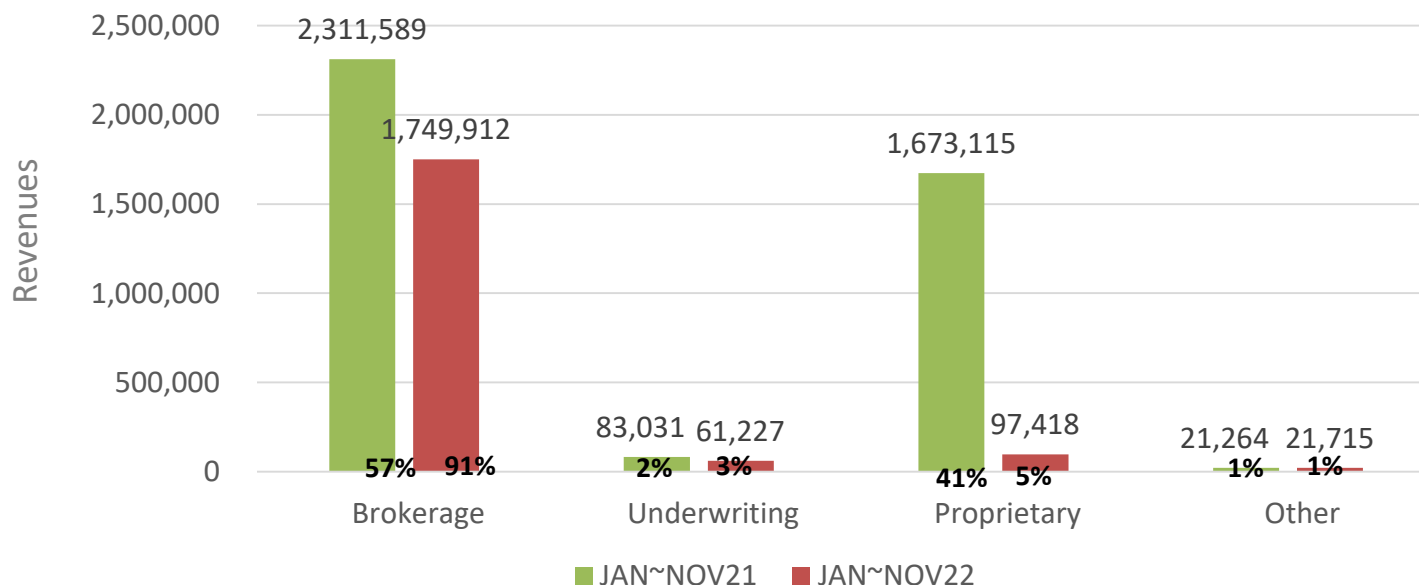
Note: Calculated by the closing price prior to the ex-dividend date.

# Consolidated Operating Results

(In thousands of NT\$)

Item	2022/11	2021/11	Diff	JAN~NOV22	JAN~NOV21	Diff
Profit before Tax	275,678	292,216	(16,538)	20,960	1,540,864	(1,519,904)
Net Income	296,556	294,445	2,111	(177,505)	1,361,650	(1,539,155)
Earnings Per Share (in NT\$)	0.50	0.49	0.01	(0.31)	2.28	(2.59)

## Consolidated Operating Revenues



# Awards and Recognition



- 2022 Won the "Best Corporate Social Responsibility Award" and "Best Digital Financial Service Award" .



- 2022 Awarded the "Happy Enterprise Gold Award" .



- 2022 Performed the best of non-financial holding independent securities firms in the evaluation of due diligence by institutional investors.

經濟日報 > 金融 > 金融脈動

## 2021年度機構投資人盡職治理評比 康和證券表現亮眼

本文共766字

2022/08/15 08:50:32

經濟日報 記者廖寶龍/即時報導

康和證券 (6016) 在2021年度機構投資人盡職治理評比，以總分79分，在全部28家證券商中，為表現最佳的非金融獨立券商，較2020年度大幅進步，主要落實在實務與揭露的部分，充分展現與被投資公司互動、議合、追蹤以及對未來投資決策進行調整等，期望在提升公司永續發展品質的創造上與被投資公司達成共識，共同落實盡職治理。

康和證券董事長鄭大宇表示，康和證券將持續遵循機構投資人盡職治理守則，督促被投資公司落實ESG永續作為。未來，除持續布局永續投資機會，發揮正向的投資影響力，參加台灣證券交易所每年主辦的機構投資人盡職治理評比，持續提升機構投資人盡職治理實務與相關資訊揭露品質，參與推動產業、經濟及社會整體的良性發展。

康和證券在議合個案執行與揭露實例，康和證券對被投資公司在職業安全衛生改善提出議合，主張訴求為被投資公司營運穩定且持續獲利，仍需仰賴職業安全衛生的投入，雖工安事件已落幕，但由於廠內化學品、高溫製程、複雜管線而危機四伏，也被視為電子業中最危險的產業，凸顯產業轉型面臨的考驗，建議未來應強化在化學品倉儲安全、防火隔斷機制升級、智慧工廠平台導入。康和將持續與被投資公司互動、議合，並持續追蹤以及對未來投資決策的影響或調整，以落實盡職治理政策。

同時為落實企業永續發展，康和證券2021年永續報告書已經英國標準協會台灣分公司(BSI Taiwan)出具獨立保證意見聲明，且經安誠聯合會計師事務所完成確信報告。因應金管會推動公司治理3.0永續發展藍圖，康和證券已提前一年於2021年主動進行發行英文版永續報告書。

在主管機關大力推動之下，截至2022年3月底，已有153家機構投資人簽署機構投資人盡職治理守則遵循聲明。2021年機構投資人盡職治理評比達80分以上共14家，包括投信業3家，保險業1家，銀行業1家，證券業5家，國外組則有4家。

# Awards and Recognition

- **2022** Awarded the National Brand Yushan Award for "Outstanding Enterprise", "Outstanding Enterprise Leader", "Best Product" and "Best Popular Brand". President Mr. Eric (Jung-Chen) Chiu won the national first prize of "Outstanding Enterprise Leader".



Concord



# Awards and Recognition



- **2022** Awarded the "Happy Enterprise Gold Award" for the first time, with a high-quality working environment and perfect benefits to create a happy and healthy workplace.
- **2022** Awarded the National Brand Yushan Award for "Outstanding Enterprise", "Outstanding Enterprise Leader", "Best Product" and "Best Popular Brand". President Mr. Eric (Jung-Chen) Chiu won the national first prize of "Outstanding Enterprise Leader".
- **2022** Performed the best of non-financial holding independent securities firms in the evaluation of due diligence by institutional investors.
- **2022** Announced the results of the 2021 corporate governance evaluation, and Concord was granted as a company among 6% to 20% of OTC companies.
- **2022** Obtained invention patents approved by the Intelligence and Finance Bureau of the Ministry of Economic Affairs with the "Risk Control Device and Method " once again.
- **2022** Won the "Best Corporate Social Responsibility Award" and "Best Digital Financial Service Award" .
- **2021** Awarded the silver award of the 15th "TCSA Taiwan Enterprise Sustainability Award" sustainability report in the financial and insurance category.

# Awards and Recognition



- **2021** Concord CSR report obtained the verification of the British Standards Institution (BSI) for the first time.
- **2021** Awarded the great honor of healthy workplace certification "Health Promotion Label"
- **2021** Awarded the silver award of the 14th "TCSA Taiwan Enterprise Sustainability Award" sustainability report in the financial and insurance category.
- **2020** Obtained invention patents approved by the Intelligence and Finance Bureau of the Ministry of Economic Affairs with the "Transaction Allocation Device and Method" and "Major Information Risk Warning Device and Method".
- **2020** Won the third place in the 6th Futures Diamond Award "Securities Industry Trading Volume Growth Diamond Award".
- **2020** Concord Securities (6016) was included as a constituent stock of the "TPEx 200 Index " by OTC.
- **2015~2020** Granted as an excellent central government bond market maker for 6 consecutive years.

# Q&A



**Concord Securities Co. Ltd.**